

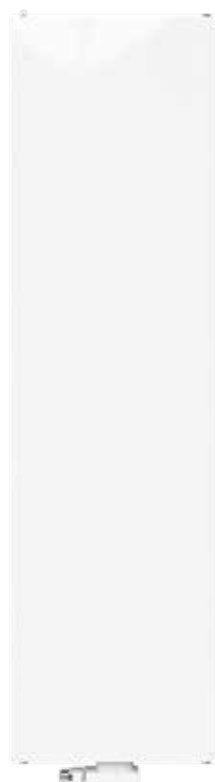
DISCOVER VERTEX PLAN

General information

VERTEX PLAN

The Vertex Plan combines a sleek and decorative appearance and is perfect for applications where wall space is at a premium. This radiator can be perfectly combined with the Planar 8 to provide a modern design and consistent look throughout your whole home.

Product:	decorative vertical radiator with a centre connection and a flat front
Finishing:	decorative flat front and side panels
Also supplied:	wall brackets, ETA safety screws and plugs, screws, plugs, air vent, blind plugs and installation instructions
Connections:	4 x ½" female connection (centre connection included)
Lugs:	no lugs
Packaging:	Every radiator is sturdily packaged in high-quality cardboard and wrapped in plastic. The radiator's characteristics are shown on the label: type – height – length.
Warranty:	10 years, as long as the installation instructions have been followed and Stelrad's warranty conditions have been met.
Paint process:	All radiators are degreased, phosphated, cathodically primed and powder-coated in Stelrad white 9016 as standard.
Colours:	Stelrad white 9016 + 35 different Stelrad colours and about 200 RAL-colours are possible
Max. operating pressure:	10 bar (tested to 13 bar)
Max. operating temperature:	110 °C
Conformity:	in accordance with EN442
Quality assurance:	NF
Types:	11 20 21 22
Heights:	1.600 1.800 2.000 2.200 mm
Lengths:	300 400 500 600 700 mm
Depths:	49 79 79 102 mm

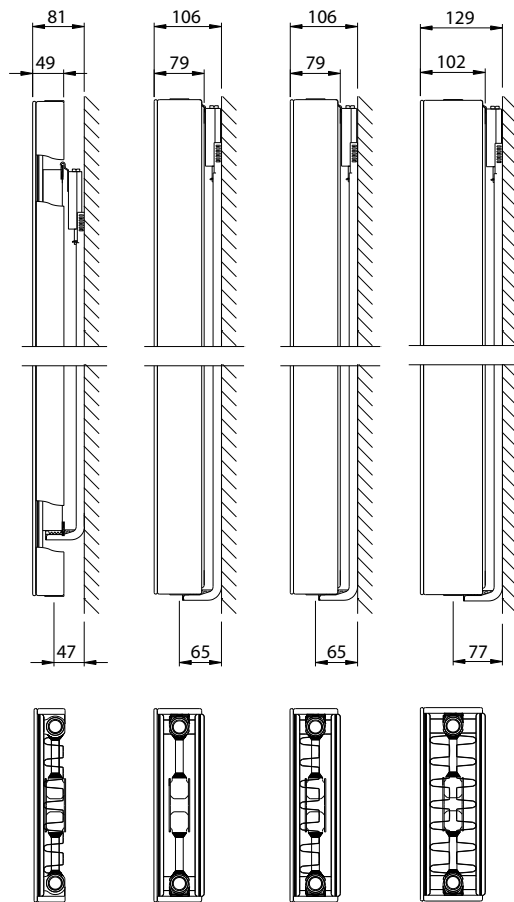


Type overview

Calculation factor
per meter
at 75/65/20°C
according to EN442

Characteristic equation:

$$\Phi = K_M \times \Delta T^n$$



Height		Type 11	Type 20	Type 21	Type 22	Height
1600	W	1.959	2.310	2.808	3.420	1600
	kg	56,10	77,70	85,80	94,20	
	l	7,20	14,10	14,10	14,10	
	m ²	9,40	7,33	12,66	28,99	
	n	1,31	1,27	1,31	1,32	
1800	W	2.133	2.532	3.060	3.690	1800
	kg	63,00	86,70	96,00	105,30	
	l	8,10	16,20	15,90	15,90	
	m ²	9,86	8,25	13,58	29,90	
	n	1,30	1,27	1,30	1,33	
2000	W	2.298	2.748	3.270	3.960	2000
	kg	69,60	95,40	106,20	116,40	
	l	9,00	18,30	17,70	17,70	
	m ²	12,15	9,17	16,20	37,74	
	n	1,30	1,27	1,30	1,33	
2200	W	2.454	2.958	3.510	4.230	2200
	kg	75,60	105,60	116,40	126,60	
	l	9,90	20,10	20,10	20,10	
	m ²	12,61	10,09	17,11	38,66	
	n	1,29	1,27	1,30	1,33	

W=heat output per meter / kg=weight per meter / l=content per meter / m²=surface per meter / n=exponent
The manufacturer reserves the right to alter any of the specifications shown in this document without prior notice.

VERTEX PLAN

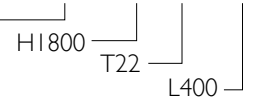
Heat outputs in Watt (EN442)

- EN442 (W) 70/50/20°C
- EN442 (W) 55/45/20°C



On the label:
VERTICAL PLAN T11-22:

Art. 0275 18 22 04



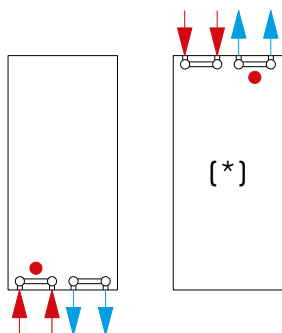
Stelrad BV/PL 1800-1800-1800-1800

Height	1600				1800				2000				2200				Height
Type	11	20	21	22	11	20	21	22	11	20	21	22	11	20	21	22	Type
300	439 0275161103	522 0275162003	629 0275162103	764 0275162203	479 0275181103	572 0275182003	686 0275182103	824 0275182203	516 0275201103	620 0275202003	734 0275202103	883 0275202203	552 0275221103	668 0275222003	788 0275222103	943 0275222203	300
400	586 0275161104	696 0275162004	839 0275162104	1,018 0275162204	638 0275181104	763 0275182004	915 0275182104	1,098 0275182204	688 0275201104	827 0275202004	979 0275202104	1,178 0275202204	736 0275221104	891 0275222004	1,051 0275222104	1,257 0275222204	400
500	732 0275161105	870 0275162005	1,049 0275162105	1,273 0275162205	797 0275181105	953 0275182005	1,144 0275182105	1,373 0275182205	860 0275201105	1,034 0275202005	1,223 0275202105	1,472 0275202205	920 0275221105	1,113 0275222005	1,314 0275222105	1,572 0275222205	500
600	878 0275161106	1,044 0275162006	1,259 0275162106	1,528 0275162206	957 0275181106	1,144 0275182006	1,372 0275182106	1,647 0275182206	1,032 0275201106	1,242 0275202006	1,468 0275202106	1,767 0275202206	1,103 0275221106	1,336 0275222006	1,577 0275222106	1,886 0275222206	600
700	1,025 0275161107	1,218 0275162007	1,468 0275162107	1,782 0275162207	1,117 0275181107	1,334 0275182007	1,601 0275182107	1,922 0275182207	1,205 0275201107	1,449 0275202007	1,712 0275202107	2,061 0275202207	1,287 0275221107	1,559 0275222007	1,839 0275222107	2,200 0275222207	700

Core assortment (Stelrad white 9016) available ex factory within 10 days.
Core assortment is subject to change, please refer to www.stelrad.eu for the latest information.
Delivery time depends on the model, please refer to your distributor.

CONNECTION POSSIBILITIES

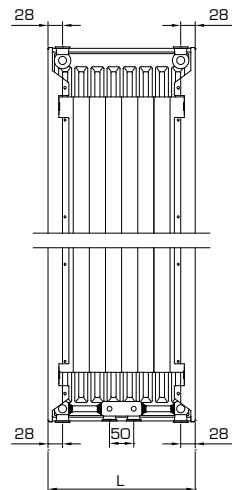
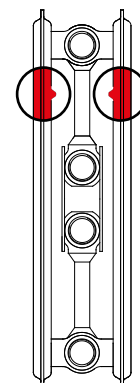
View: front of radiator



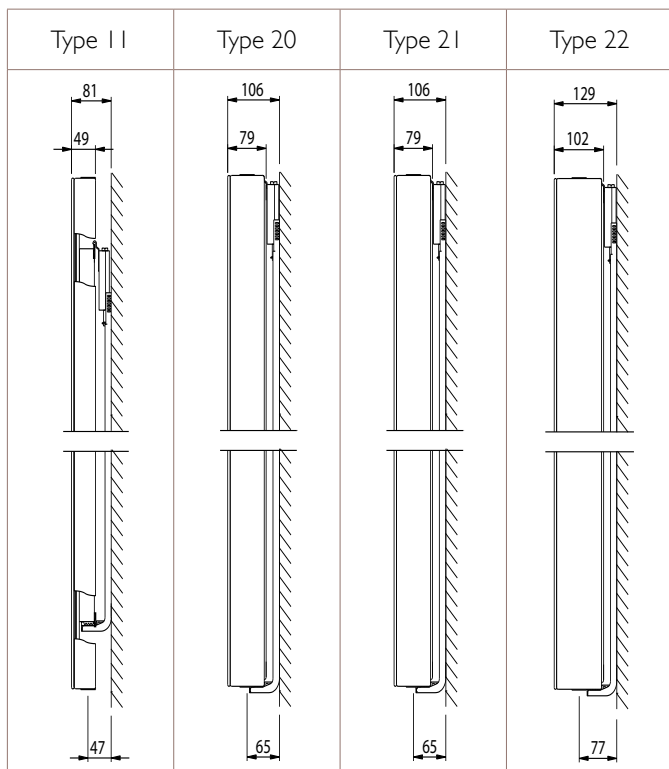
(*) With these connection options, both the supply and return must be vented.

Top connection allowed provided there is a temperature difference between flow and return of maximum 20°C.

flow lock ●

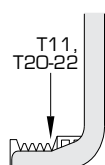
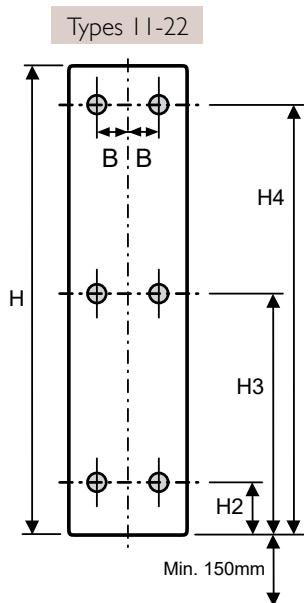


WALL BRACKETS



Nominal Height (mm)	Type 11			Types 20-22		
	H2	H3	H4	H2	H3	H4
1600	160	730	1300	70	740	1410
1800	160	830	1500	70	840	1610
2000	160	930	1700	70	940	1810
2200	160	1030	1900	70	1040	2010

Nominal Length (mm)	Type 11	Types 20-22
	B	B
L 300	50	60
L 400	80	110
L 500	130	160
L 600	180	210
L 700	230	260



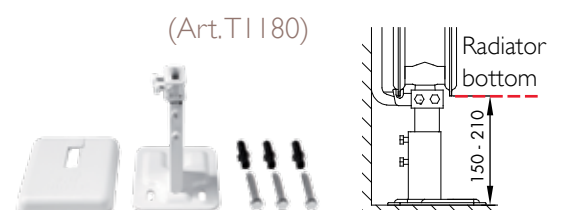
Always refer to the installation instructions and safety regulations before mounting a radiator!

An additional floor support for vertical radiators (types 20-22) is available for weak walls.

A professional inspection of the wall should always be conducted prior to mounting the radiator.

ATTENTION:

Always to be used in combination with the supplied wall brackets!



VALVED DESIGN CONNECTION FITTING

Specifications

- design cover
- design thermostatic head
- 2x 3/4" - 1/2" reduction
- 2x conical adapter
- Inlet on thermostatic head side
- valve with adjustable Kv (8 presettings)
- maximum operating temperature: 90°C
- maximum operating pressure: 6 bar
- maximum tightening torque: 35 Nm
- body in white high-quality plastic

The valve cannot be replaced.


For two-pipe systems, not suitable for one-pipe systems.



Design connection set straight piping with left handed valve

Art. N°.T2121 - white

Art. N°.T2122 - chrome



Design connection set angle piping with left handed valve

Art. N°.T2123 - white

Art. N°.T2124 - chrome

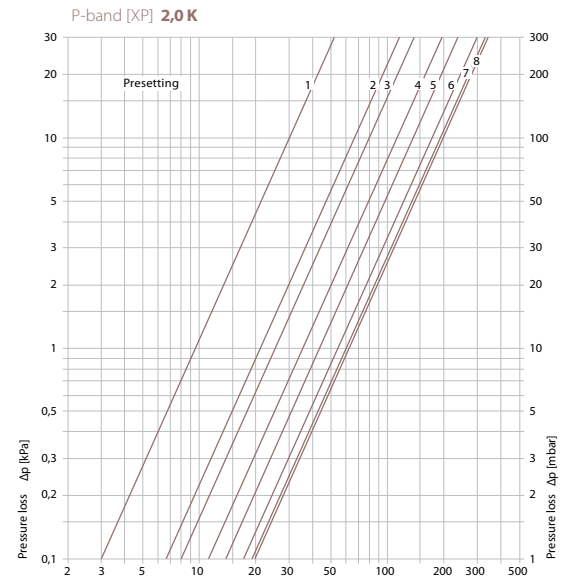
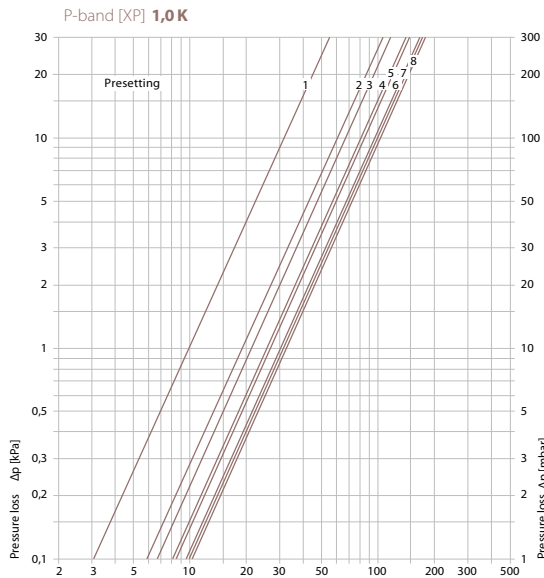


VALVED DESIGN CONNECTION FITTING

Adjustment of the valved connection fitting



Presetting	p-band xp 2,0 K	p-band xp 1,0 K
1	0,10	0,10
2	0,21	0,19
3	0,26	0,21
4	0,36	0,25
5	0,44	0,27
6	0,54	0,32
7	0,60	0,32
8	0,61	0,33



Lock function

The lock function can be used to lock the radiator without shutting down the heating system.

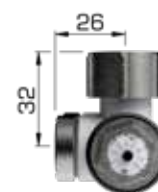
The valved design connection fitting closes the inlet and outlet by closing the closing screw and the thermostatic head.



Mounting dimensions

The supplied adapters enable the connection fitting to be fitted on the most commonly used connections: $\frac{3}{4}$ " external thread with flat sealing, $\frac{3}{4}$ " external thread Eurocone and $\frac{1}{2}$ " internal thread.

The mounting dimensions are also valid for the connection fittings without valve.



$\frac{3}{4}$ " external thread with flat sealing



$\frac{3}{4}$ " external thread Eurocone



$\frac{1}{2}$ " internal thread





Austria • Belarus • Belgium • Cyprus • Czech Republic • Estonia • France • Germany • Greece • Iceland • Ireland • Lithuania
Luxemburg • Norway • Poland • Portugal • Slovenia • Spain • Sweden • The Netherlands • Tunisia • Ukraine • United Kingdom

THE NETHERLANDS

Caradon Stelrad B.V. | Kathagen 30 | 6361 HG Nuth

WWW.STELRAD.EU

