

CONNECTION OVERVIEW STELRAD HORIZONTAL RADIATORS


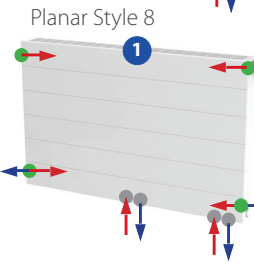
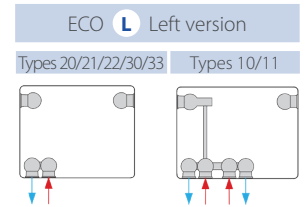
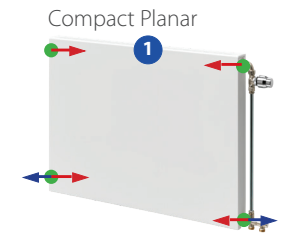
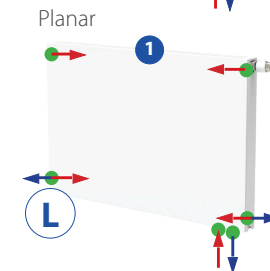
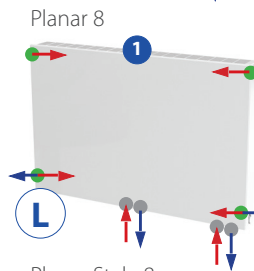
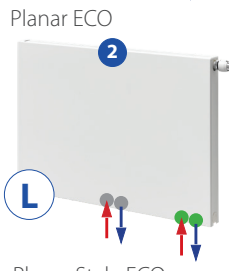
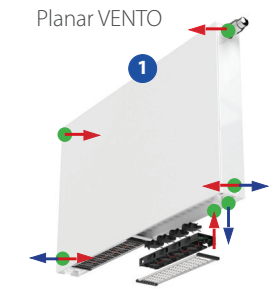
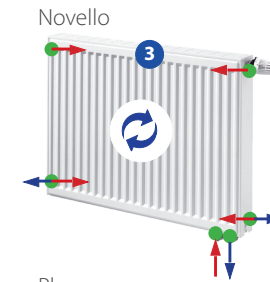
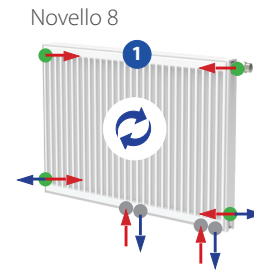



1/2" Female connection

3/4" Eurocone male connection

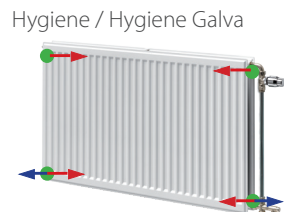
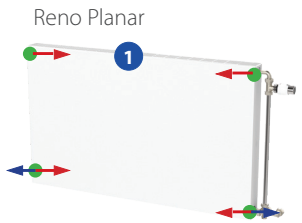
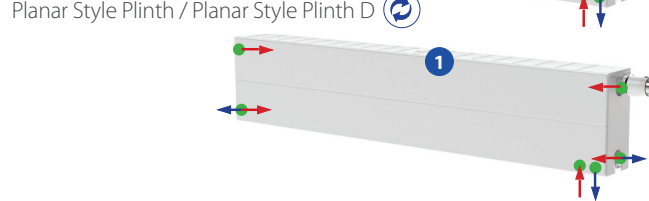
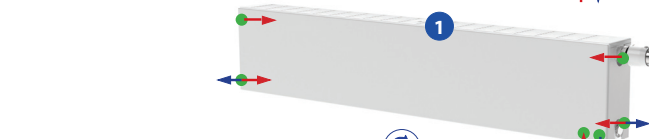


Reversible Front-Back

Left version available




Attention: The bottom connections must be used in pairs and cannot be used in combination with other connections.

OVERVIEW SPECIAL RADIATORS




OVERVIEW UPPER GRILLES


R3001 - "Elite"




R3005 - "Flatwire"



R3002 - "Accord"



R3003 - "Euro"



CONNECTION OVERVIEW STELRAD VERTICAL RADIATORS

1/2" Female connection

3/4" Eurocone male connection

Reversible Front-Back

Reversible Top-Bottom

Vertex Swing



Vertex Tango



Vertex Slim



Vertex Style *



Vertex Plan *



Vertex *
Vertical Galva *




* See technical documentation for the connection possibilities when the radiator is reversed.


Almada




Horta Vertical



Gilia Double



Gilia Single



Dahlia
Dahlia CT



Valeriana
Valeriana CT



Attention: For the vertical radiators, combine **either** the inner (center) connections **or** the outer connections for in- and outlet.